

# WELLESLEY COLLEGE BOTANIC GARDENS



**PROGRAMS, COURSES & TRAVEL  
2012 – 2013**

[www.wellesley.edu/wcbgfriends](http://www.wellesley.edu/wcbgfriends)

[wcbgfriends@wellesley.edu](mailto:wcbgfriends@wellesley.edu)

781-283-3094

The Friends (WCBG Friends) supports the mission of the Wellesley College Botanic Gardens (WCBG) through:

- **OUTREACH:** events, workshops, and lectures for the College and broader community utilizing the unique resources of the Botanic Gardens.
- **INTERPRETATION:** free docent-lead tours of the outdoor garden spaces and Ferguson Greenhouses, special exhibits, and a wealth of resources for visitors.
- **EDUCATION:** for families and adults – a wide range of programs in horticulture and plant-focused art.



We welcome curious minds of all ages to broaden their knowledge of horticulture, plant science, and botanical art, and to deepen their engagement with the natural world.

## ABOUT OUR COVER

Edible Ecosystem Teaching (EET) Garden is a designed plant community that mimics the properties of a natural ecosystem but produces food and other products useful to humans. Each woody plant is surrounded by a plant guild: a carefully selected group of species that provide vital functions to the focal plant and the rest of the community. In this photo, the guild members are taller than the baby nut trees they support! Purple-blooming garlic chives (*Allium tuberosum*) serve as “aromatic pest confusers:” their strong smell reduces browse damage. The blue-flowered dwarf comfrey (*Symphytum 'Hidcote Blue'*) is a “nutrient elevator:”



photo by Gail Kahn

its long roots draw nutrients from deep in the soil into the plant's foliage which, when it falls and decomposes, becomes available to all plants in the guild. Other guild members in the EET Garden include nitrogen-fixers like milk vetch (*Astragalus glycyphyllos*), pollen-rich beneficial insect attractors like thread-leaf coreopsis (*Coreopsis verticillata*), and ground covers such as wild strawberry (*Fragaria virginiana* 'Kelly's Blanket') that retain moisture and deter weeds.

If you'd like to learn more about making a plant guild work for your own garden, be sure to attend the *Gardens as Community* lecture by WCBG Director Kristina Jones. See page 9 for details.

## INSIDE THIS BROCHURE

AHS Reciprocal Admissions Program .....	3
Family Programming—Plantastic Days .....	4
Connecting Friends to Plants .....	5-10
The Art-Garden Connection .....	10-21
Certificate Program .....	22
Registration Policies & Registration Form .....	22-23
Volunteer Information .....	24

American Hazelnut (*Corylus americana*) on back cover by Donna DiFranco

## AMERICAN HORTICULTURAL SOCIETY RECIPROCAL ADMISSIONS PROGRAM

Wellesley College Botanic Gardens participates in the American Horticultural Society's Reciprocal Admissions Program. By presenting their membership card, our members have access to a wide array of botanical gardens, arboreta, and conservatories throughout North America - more than 200 organizations in 44 states, plus Canada and the U.S. Virgin Islands – offering free or discounted admission privileges and many other benefits.

For the most up-to-date list of participating gardens  
and for details on how to enjoy the benefits:  
[http://ahs.org/events/reciprocal\\_events.htm](http://ahs.org/events/reciprocal_events.htm)

Please note that gardens within 90 miles of Wellesley College Botanic Gardens are excluded.  
Sorry, this benefit is not available to our organizational members  
(your membership card must be in the name of a person, not an organization or company).

- To register for classes, use the form inside this brochure's back cover or visit our website [www.wellesley.edu/wcbgfriends](http://www.wellesley.edu/wcbgfriends) and print a registration form.
- Classes are held in the WCBG Visitor Center unless otherwise noted.
- For classes over the lunch hour: bring your own lunch or walk to local shops. Additionally, the Science Center's Leaky Beaker Cafe is open when the College is in session.
- Material lists are available online and also sent out prior to the start of a class.
- Parking on campus is restricted. Use of the Davis Parking Garage or car pooling from off campus is strongly encouraged.

Friends of Wellesley College Botanic Gardens  
Science Center, 106 Central Street, Wellesley, MA 02481-8203  
[www.wellesley.edu/wcbgfriends](http://www.wellesley.edu/wcbgfriends)  
781-283-3094  
[wcbgfriends@wellesley.edu](mailto:wcbgfriends@wellesley.edu)

## PLANTASTIC DAYS

Once a month, we're hosting a free program for families to discover through art, culture and science just how fantastic plants can be. Hands-on activities, crafts and scavenger hunts will engage everyone from toddlers to grandparents.

**Drop in any time between 1:00 and 4:00 p.m. to explore the theme of the month.**

### Can't make it to a Plantastic Day?

Don't worry – some of the activities will be available in the greenhouses and Visitor Center during the weeks afterward for the family to enjoy.

#### Spooky Plants

**Sunday: Oct. 21**

We all know animals eat plants ... but some spooky plants eat animals! Meet our carnivorous plants; learn spooky tales of other strange plants. Plant a spider plant to take home.

#### Thankful Plants

**Sunday: Nov. 18**

All of us are thankful for family, friends, pets, gifts ... but plants? Find out what plants we're especially thankful for—and why. Bring your own list and see how it compares! We'll be tasting some of our favorite plants.

#### Scented Plants—Sunday: April 28

Most of us know why a flower smells good ... but why do the leaves of certain plants have strong smells? Search for these scented plants and see what you think they smell like! Explore the science of scent. Plant some herbs to take home.

#### Party Plants

**Sunday: Dec. 30**

Just think of all the holidays that wouldn't be the same without some special plant! We'll take a trip around the world and the calendar to see what plants are important in the celebrations of many cultures.

#### Black Belt Plants

**Monday: Jan. 21**

Meet some plants that are very good at self-defense! Figure out why a plant needs to defend itself, and discover all the pointy, nasty, sneaky ways that plants use to get the better of animals.

#### Plants on a Tropical Vacation

**Monday: Feb. 18**



Get a break from winter—take a trip to the tropics in our greenhouses. Discover the many uses of

the beautiful tropical plants here, and enjoy activities to remind you of warm climates!

#### The First Perky Plants of Spring

**Sunday: March 17**

Celebrate St. Patrick's Day with a look at the green starting to appear outside. Do you know any plants that can actually melt their way through snow? Come on a "signs of spring" scavenger hunt, and search the greenhouses for relatives of the shamrock.

## CONNECTING FRIENDS TO PLANTS

*Be inspired with new ideas, research, discourse, and critical thinking about the role plants play in the world today.*

	page
The High Line..... Robin Wilkerson .....	5
A Rich Spot of Earth..... Peter J. Hatch.....	6
Naturally Curious..... Mary Holland.....	6
Gardens for a Beautiful America..... Sam Watters .....	7
Tea Horse Road..... Selena Ahmed.....	8
Coffee Life in Japan..... Merry White .....	8
Secrets From the Farm Stand..... Christy and Chris Kantlehner.....	8
Garden as Community..... Kristina Jones .....	9
Wellesley Photo Walk..... Dennis Ditto and David Kahn ...	9
ART OF THE GARDEN: England Tour..... Sarah Roche .....	10

### The High Line: An Extraordinary Urban Space

Join gardener extraordinaire **Robin Wilkerson** for a day trip to the remarkable High Line in New York City. The garden is built on a formerly abandoned mile and a half of elevated railroad line. Both the hardscape and the plant material are informed by the structure's history as a rail bed. Native oaks, sassafras, sumacs, and an array of ornamental grasses are just a few of the plants rarely encountered in public gardens, but among many of the outstanding plant choices. A High Line docent will lead our tour. There will be time for lunch and exploration on our own.



*Don't miss this chance to see and experience what has quickly become one of the world's great urban wonders.*

Bus departs Garden in the Woods, Framingham, MA at 7:30 a.m. Returning at 7:30 p.m. Fee includes private coach with restroom, snacks, box lunch, guided tour.

**Wednesday, Oct. 3 7:30 a.m. – 7:30 p.m. TVL 13 100**

*Offered in collaboration with the Arnold Arboretum of Harvard University, New England Wild Flower Society, and Friends of Wellesley College Botanic Gardens*

Members \$120 / Non-Members \$145

## A Rich Spot of Earth

### Thomas Jefferson's Revolutionary Garden at Monticello

Were Thomas Jefferson to walk the grounds of Monticello today, he would no doubt feel fully at home in the 1,000-foot terraced vegetable garden where the very vegetables and herbs he favored are thriving. Extensively and painstakingly restored under **Peter J. Hatch's** brilliant direction, Jefferson's unique vegetable garden now boasts the same medley of plants he enthusiastically cultivated in the early nineteenth century. Peter reveals the Monticello garden's bounty and legacy and its continuing impact on the culinary, garden, and landscape history of the United States. *A Rich Spot of Earth* will be available for purchase and signing.

Former Director of Gardens and Grounds at Monticello, Peter J. Hatch has written several previous books on Jefferson's gardens and is an advisor for First Lady Michelle Obama's White House kitchen garden.


Location: Arnold Arboretum's Hunnewell Building  
125 Arborway, Boston. Free parking.

**Thursday, Oct. 18                      7:00 – 8:30 p.m.                      HOR 13 010**

*Co-sponsored by the Arnold Arboretum of Harvard University,  
Friends of Wellesley College Botanic Gardens, The Garden Conservancy,  
and the Thomas Jefferson Foundation, Inc.*

Members \$20 / Non-Members \$25

## Naturally Curious



Meet **Mary Holland**, the engaging author of *Naturally Curious, A Photographic Field Guide and Month-by-Month Journey through the Fields, Woods, and Marshes of New England* and with her inspiration get started on your own journey of discovery. Mary guides you through a selection of each month's most memorable natural events with information and images of native plants and wildlife, beginning in March when the earth awakens and ending in February at the end-of-year cycle. After the presentation, examine the accompanying collection of skulls, scat, feathers, horns, antlers and more. Books will be available for sale and signing.

Location: Garden in the Woods, Framingham, MA

**Saturday, Nov. 3                      10:00 – 11:30 a.m.                      HOR 13 020**

*Co-sponsored by the Arnold Arboretum of Harvard University,  
New England Wild Flower Society, Mass Audubon Drumlin Farm,  
and Friends of Wellesley College Botanic Gardens*

Members \$10 / Non-Members \$15

## Gardens for a Beautiful America:

### The Photographs of Frances Benjamin Johnston

At the opening of the 20th century, photographer Frances Benjamin Johnston (1864-1952) was front and center in the national movement to beautify America. Gilded Age industrialism had brought a new prosperity to life in the 48 states, but at the price of once-green city streets and country back yards. In response, civic organizations and women's clubs initiated the Garden Beautiful movement. To promote professional landscape design and horticultural diversity, they turned to Johnston, a pioneering "house and garden" photojournalist and lecturer who travelled coast to coast photographing estate parterres and row house lots as models of new design. With colored slides from Johnston's own collection, preserved at the Library of Congress since the 1940s, historian **Sam Watters** will speak about the photographer's role as documentarian, fine artist and garden club prophet of beauty.



Mrs. Eldridge Merick Fowler house, 363 Grove Street, Pasadena, California. Terrace wall steps. Library of Congress Prints and Photographs Division Washington, D.C.

Over the course of 5 years, Sam Watters scanned through millions of books and magazines to match Johnston's unlabeled garden slides to the sites they depicted, bringing them to light again after more than 70 years, and showing them as a collection of significance in *Gardens for a Beautiful America*. [www.watterssam.com](http://www.watterssam.com).

*Co-sponsored by the Arnold Arboretum of Harvard University,  
Friends of Wellesley College Botanic Gardens, Garden Club of the Back Bay,  
Photographic Resource Center at Boston University, and The Garden Conservancy*

### Morning Presentation

**Monday, Oct. 29                      10:00 a.m.                      HOR 13 030**

AM location: Arnold Arboretum's Weld Hill Research Building  
1300 Centre Street, Roslindale. Free parking.

Optional tours of the Weld Hill Research Building will be available at 9:30 a.m. for those registered for the morning lecture.

Early registration through October 15: \$20 / After October 15: \$25


### Evening Presentation

**Monday, Oct. 29                      7:00 p.m.                      HOR 13 035**

PM location: Arnold Arboretum's Hunnewell Building  
125 Arborway, Boston. Free parking.

Early registration through October 15: \$20 / After October 15: \$25

## Tea Horse Road



Ethnobotanist **Dr. Selena Ahmed**, co-author of the book *Tea Horse Road: China's Ancient Trade Road with Tibet*, explores the culture, ecology and health attributes of tea (*Camellia sinensis*). Also learn about Selena's discoveries of the effects of climate change and land-use practices on tea. Enjoy beautiful images by co-author, award-winning photographer and writer Michael Freeman. Sample a variety of teas traded along the ancient tea route.

**Tuesday, Nov. 6**      **4:00 p.m. (Tea served)**      **HOR 13 040**  
Members \$10 / Non-Members \$15

## Coffee Life in Japan

Boston University Professor **Dr. Merry White** traces Japan's vibrant café society over one hundred and thirty years from Japan's coffee craze at the turn of the twentieth century, when Japan helped to launch the Brazilian coffee industry, to the present day. Her talk takes up themes as diverse as gender, privacy, perfectionism and urbanism. Merry's book will be available for purchase from and signing by the author.



**Wednesday, Nov. 28**      **1:00 p.m. (Coffee served)**      **HOR 13 050**

*Co-sponsored by the Arnold Arboretum of Harvard University  
and Friends of Wellesley College Botanic Gardens*

Members \$10 / Non-Members \$15

## Secrets From the Farm Stand



Expand your food horizons with farmers **Christy Raymond Kantlehner** and **Chris Kantlehner** of White Barn Farm ([www.whitebarnfarm.org](http://www.whitebarnfarm.org)). Christy and Chris will demystify the produce appearing in farm stands, farmers' markets and in CSA boxes and tell you how to incorporate this cornucopia of veggies into your meals. Hear how to keep and store the bounty from local farms, and learn tasty uses for radish greens and other things you might have once thrown away. When the produce season

is in full tilt with great prices on veggies, go far beyond zucchini bread with tips and recipes for processing and preserving.

**Wednesday, Feb. 27**      **1:00 p.m. lecture**      **HOR 13 060**

Members \$10 / Non-Members \$15

## Garden as Community

Looking for a way to get a bigger bang from your garden, be it a small or large space? Struggle no more. Follow nature's lead by combining plant into guilds -- diverse assemblages of plants growing in healthy, self-sufficient communities in nature. WCBG Director **Kristina Jones** will explore the functions and interrelationships of organisms in natural plant communities, and how they can be applied to our gardens. A primary example will be the Edible Ecosystem Teaching Garden at Wellesley College, where the understory communities are designed to support the needs of focal fruit and nut trees. Following the lecture, if the weather cooperates, join us for a late winter tour of the Edible Ecosystem Teaching Garden and a spot of tea.



**Monday, March 18**      **1:30 p.m. lecture**      **HOR 13 070**

*Offered in collaboration with Arnold Arboretum of Harvard University,  
Boston Junior League Garden Club, New England Wild Flower Society,  
and Friends of Wellesley College Botanic Gardens*

Members \$10 / Non-Members \$15

## Wellesley College Photo Walk

Grab your camera and join us!

Experience one of the most beautiful college campuses in the U.S. with the late-afternoon light striking the landscape -- a favorite time for photographers. After a brief orientation meeting, set out with **Dennis Ditto** and **David Kahn** on a tour of their favorite spots for photography, where you'll have time to compose shots of the spring beauty. Learn tips for good composition and try techniques to achieve sharp close-ups and stunning vistas. With two knowledgeable photographers at hand, you will quickly discover how to make the most out of your camera.

Bring your camera with the owner's manual and any accessories you wish, and a good working knowledge of your camera. Tripods are useful but not essential. There are stairs, hills, and uneven paths, so wheeled equipment carriers are discouraged.

**Saturday, May 11**      **4:30 – 7:00 p.m. (Rain Date: May 18)**      **DIG 13 201**

Members \$30 / Non-Members \$38

## ANNUAL MEETING of WCBG Friends

and Awards Ceremony of Certificate in Botanical Art and Illustration (CBA)

Monday, June 3, 2013      3:00 p.m. Reception      4:00 p.m. Lecture TBA

CBA Artist Exhibition — May 15 to June 30 — WCBG Visitor Center

[www.wellesley.edu/wcbgfriends](http://www.wellesley.edu/wcbgfriends)

[wcbgfriends@wellesley.edu](mailto:wcbgfriends@wellesley.edu)

## Journeys with Sarah Roche

### ON LOCATION: The Kampong

National Tropical Botanical Garden, Coconut Grove, Florida

Join **Sarah Roche** at the National Tropical Botanical Garden in Florida and enjoy 3 days of botanical art. Once on location start to draw with easy field sketches on the grounds of the stunning Kampong historic home and garden, where the climate of the southeast shore of Florida affords a natural open-air environment in which tropical species flourish. Explore rudiments of form from live specimens as you work in graphite studies. Some plants will be flowering, others will be fruiting and some may have all stages of development visible. Then add color with watercolors. Take home a journal filled with field sketches useful for future art works and fond memories of a unique experience.

*All abilities are welcome!*

*Fee includes 3 days of class instruction only. Travel, accommodations, food, and other expenses not included. Dormitory accommodations at Kampong may be arranged on a first-come basis. For those arriving on Monday, January 14, a get-acquainted gathering will be arranged. Contact WCBG Friends office for more details.*

**3 days: Tuesday, Jan. 15 – Thursday, Jan. 17**

**9:30 a.m. – 3:30 p.m.**

**CBA elective**

**BAC 13 230**

*Offered in collaboration with The Kampong, National Tropical Botanical Garden (<http://www.ntbg.org/gardens/kampong.php>)*

Members \$325 / Non-Members \$400

### ART OF THE GARDEN: England Tour

Travel with botanical artist **Sarah Roche** on a tour of extraordinary public and private gardens in England. Fly overnight from Boston and start touring in London with visits to the Chelsea Flower Show, Kew Gardens and the Shirley Sherwood Gallery, Hampton Court and Florilegium, London Eye, the Gardening Museum, and the Chelsea Physic Garden as well as walks in London parks. After three nights in the capital, we will travel to the Cotswolds. The remaining itinerary will include the RHS Gardens at Wisley, the Savill Garden at Windsor, Hidcote, Kiftsgate, the historic Oxford Botanic Gardens and Blenheim Palace as well as other notable private gardens, only accessible by appointment.

*All travel details will be managed by Lido Travel of Cohasset, MA. Fee includes airfare, 7 nights' accommodations, all transportation, breakfast daily, 3 dinners, all garden entrances, including the Chelsea Flower Show, all taxes. Rates are per person based on double occupancy. Single supplement applies, based on availability.*

**8 days: Sunday, May 19 – Monday, May 27**

**TVL 13 201**

Payments made directly to Lido Travel on payment schedule.

Special Early Reserver Rate. Contact the Friends office for more details.

## THE ART-GARDEN CONNECTION

*Branch out with these art offerings designed for the gardener, casual artist, amateur botanist, or anyone who wants to further an aesthetic appreciation of the plant world.*

	page
<b>Helen Allen</b>	A Leaf Out of My Book..... 19
	Extreme Lumps and Bumps ..... 19
	<a href="http://www.helen-allen.com">www.helen-allen.com</a>
<b>Patricia Buchanan</b>	Photoshop Demystified ..... 13
	Discovery: Fungi ..... 14
<b>Deborah L. Friedman</b>	Colored Pencil Intermediate ..... 20
	<a href="http://www.dlfriedman.com">www.dlfriedman.com</a>
<b>Carol Govan</b>	Discovery: Fungi ..... 14
	Learning Botany by Drawing..... 15
	New England Flora 2013..... 18
<b>Liz Haywood-Sullivan</b>	smART Business..... 13
	<a href="http://www.lizhaywoodsullivan.com">www.lizhaywoodsullivan.com</a>
<b>Jeanne Kunze</b>	Beginning Watercolor Painting..... 12
	Scientific Illustration: Begonias..... 18
<b>Carrie Megan</b>	Graphite Fundamentals: Basic Drawing Skills..... 16
	Going Nuts! in Graphite..... 18
	Succulents in Spring..... 19
	<a href="http://www.carriemeganbotanicalart.com">www.carriemeganbotanicalart.com</a>
<b>Carol Ann Morley</b>	Putting Perspective into Your Art..... 16
	Pen & Ink Applied ..... 17
	Colored Pencil Fundamentals ..... 17
<b>Linda Oliver</b>	Go with the Flow: Italic Handwriting..... 17
<b>Sarah Roche, CBA Education Director</b>	ON LOCATION: The Kampong..... 10
	ART OF THE GARDEN: England Tour..... 10
	Foundations of Botanical Drawing & Painting ..... 14
	Techniques of Botanical Drawing & Painting..... 15
	Celebrating the Season ..... 16
	Spring Palette ..... 19
	Leaves 101 ..... 20
	Finishing Studios..... 20
	Plant Painting for the Petrified..... 21
	Keeping Your Focus ..... 21
	<a href="http://www.sarahrochebotanicalart.com">www.sarahrochebotanicalart.com</a>
<b>Susan Swinand</b>	Watercolor Painting in the Botanic Gardens..... 12
	<a href="http://www.swinand.com">www.swinand.com</a>

Instructor Bios are available online.

## Watercolor Painting in the Botanic Gardens



©Susan Swinand

Be inspired and renewed by the awesome diversity of natural forms in Wellesley College's Ferguson Greenhouses. Or use your drawings, memory and imagination to develop ideas in the studio classroom. In this watercolor class suitable for adults at all levels of experience, award-winning artist/educator **Susan Swinand** offers weekly critiques and suggests projects to spark your creativity and develop your skill in handling watercolors. Lessons will focus on basic design principles, learning to portray what you see, mixing color, and watercolor painting techniques such as applying washes and glazes, wet-into-wet color, achieving hard and soft edges, etc. With our small class size, your individual needs and interests are addressed one-on-one.

**7 Thursdays: Sept. 20, 27; Oct. 4, 11, 18; Nov. 1, 8**      **WCC 13 201**

**7 Thursdays: Feb. 7, 14, 28; March 7, 14, 21, 28**  
**(Snow Date: April 4)**      **WCC 13 202**

**Classes meet weekly 1:00 – 4:00 p.m.**

Per 7-class series: Members \$200 / Non-Members \$250

## Watercolor Landscapes with Susan Swinand

Thursday afternoons in May and June to be announced in February.

## Beginning Watercolor Painting

Join **Jeanne Kunze** in an art and plant exploration inspired by the interrelationship of paper, brushes, water, and pigments. Mixing color and application will be the focus of your beginning watercolor experience. Be guided with classroom sequential exercises and demonstrations. Bring your curiosity and enthusiasm to class and learn techniques to express your "inner artist." There will be group instruction followed up by individualized attention by the instructor.

Some previous drawing experience is helpful.

**4 Saturdays: Oct. 20, 27; Nov. 3, 17**  
**9:30 a.m. – 12:30 p.m.**

Members \$150 / Non-Members \$195



©Jeanne Kunze

**WCC 13 126**

## Extra Dimensions for All Artists

*Note to CBA Students: The following two seminars are half-electives in the CBA curriculum and require the completion of a small post-workshop homework assignment.*

### smART Business

#### Creative Management Techniques for Artists

Be inspired and get organized with **Liz Haywood-Sullivan** as she helps you set some artistic goals and hone your business skills. Designed for artists by an artist, this class will inspire you with tips and techniques to help you keep track of your art, promote your work, get noticed by galleries and get published. Liz will discuss pricing, competitions, bookkeeping tips, taxes and much more. Bring a notebook and your questions for a lively conversation. There will be homework assignments and handouts will be included.

**2 days: Saturday, Feb. 16 and Sunday, Feb. 17**  
**10:00 a.m. – 3:00 p.m. (Snow Date: Feb. 18)**      **BAC 13 222i**

Members \$135 / Non-Members \$170

### Photoshop (and Photoshop Elements) Demystified

Bring your laptop and artwork to class and learn how to transform your artwork into finished reproductions for cards, collages and posters as well as for the web. With guidance from **Patricia Buchanan** make color adjustments, tidy up edges and backgrounds, add a watermark, type and borders. Solve the mystery of sizing and resolution to meet printing and exhibition submission standards. For a final project, start a perpetual calendar.

(Note: Photoshop Elements can be downloaded for a free 30-day trial period – just long enough for our class.)

**3 Fridays: March 15, 22, 29**  
**9:30 a.m. – 2:00 p.m. (Snow Date: Friday, April 5)**      **BAC 13 221i**

Members \$150 / Non-Members \$195



**Additional course offerings appear  
in our newsletters and on our web site —  
[www.wellesley.edu/wcbgfriends](http://www.wellesley.edu/wcbgfriends)  
Spring & Summer Classes announced in February.**

## BOTANICAL ART & ILLUSTRATION

### Discovery: Fungi

*Do you know the difference between a gilled, a toothed, or a bolete mushroom? Have you ever seen an earth star, an earth fan, or a fairy stool? Did you know slime molds come in pretty colors (sometimes)?*



©Patricia Buchanan

Journey with fungi aficionados **Patricia Buchanan** and **Carol Govan** as they trek the campus in search of local fungi -- helping you understand how fungi work and learn to categorize them into major groups. Start by making quick field sketches in their habitat. Following responsible collection guidelines, bring some inside and learn how to render them accurately from a mouse-eye's perspective in graphite. Then personalize your representations

of fungi by experimenting with various media -- ink, colored pencils and watercolor or a combination.

Note: We won't eat any of them, so please bring morning snack/lunch.

**3 Sundays: Sept. 16, 23, 30**

**9:00 a.m. - 1:00 p.m.**

**Non-CBA credit**

**BAC 13 065**

Members \$150 / Non-Members \$195

### Foundations of Botanical Drawing and Painting

Celebrate the colors of the fall, recording their vivid and vibrant palette while learning how to realistically record your subject matter in pencil and then in watercolor with our lead instructor and Education Director, **Sarah Roche**. Through demonstrations and tutorials Sarah will introduce you to the traditional art and science of botanical drawing and painting. Instructional focus includes observational skills, drawing, composition, design, and watercolor techniques.



*All abilities are welcome!*

*This course is the core of WCBG Friends' Botanical Art Program.*

**8 Tues.: Sept. 18, 25; Oct. 2, 9, 23, 30; Nov. 6, 13** **BAC 13 101 B**

**8 Wed.: Sept. 19, 26; Oct. 3, 10, 24, 31; Nov. 7, 14** **BAC 13 101 C**

**8 Tues.: Feb. 5, 12, 26; March 5, 12, 19, 26; April 2** **BAC 13 102 A**

**8 Wed.: Feb. 6, 13, 27; March 6, 13, 20, 27; April 3** **BAC 13 102 B**

**Classes meet weekly 9:30 a.m. – 12:30 p.m.**

Each 8-week session: Members \$240 / Non-Members \$295

### Techniques of Botanical Drawing and Painting



In the fall session, go outside into the WCBG's Asian vegetable garden to study and sketch for the accurate representation of these wonderful botanical forms. Demonstrations, individual instruction, and close scrutiny of plant structure are key components in this class with **Sarah Roche**.

Focus for Winter series of classes TBA.

*Artists enrolling in Techniques should have successfully completed at least two Foundations courses and have the permission of the instructor.*

**8 Thurs.: Sept. 20, 27; Oct. 4, 11, 25; Nov. 1, 8, 15**

**BAC 13 201**

**8 Thurs.: Feb. 7, 14, 28; March 7, 14, 21, 28; April 4**

**BAC 13 202**

**Classes meet weekly 9:30 a.m. – 12:30 p.m.**

Each 8-week session: Members \$240 / Non-Members \$295

### Learning Botany by Drawing

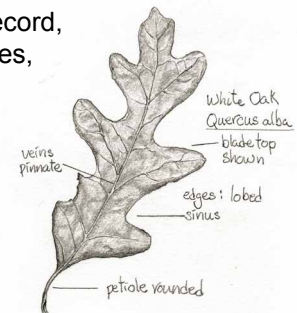
*No previous drawing experience necessary!*

Discover the structure of flowering and non-flowering plants. **Carol Govan** encourages you in a non-stressful environment to draw quickly and observe more of the endless variety of plant forms and their adaptations to different habitats in the greenhouses. From live specimens observe, record and label examples of topics covered that day and continue to draw similar plant parts at home in graphite and color media of your choice. The more you draw the more you see.

Study the growth of one plant over time to see, record, and understand the function of roots, stems, leaves, flowers and finally a fruit. Learn to recognize and record the distinctive plant parts of several major families: orchids, grasses, legumes, composites, etc. and discuss their similarities and differences.

A copy of *Botany Illustrated* by Glimn-Lacy and Kaufman is included in the course fee and will be handed out at the first class.

*CBA students: Final course project: A botany journal of your notes, drawings, field sketches and other assignments.*



© Donna DiFranco

**8 Fridays: Sept. 21, 28; Oct. 5, 12, 26; Nov. 2, 9, 16**

**BAC 13 111**

**Classes meet weekly 9:30 a.m. – 12:30 p.m.**

Members \$275 / Non-Members \$350



## Graphite Fundamentals

### Basic Drawing Skills for Botanical Artists



©Carric Megan 2012

Gain a foundation for rendering botanical subjects in graphite through the introduction of basic drawing skills. With the use of line, tone, light, texture, and proportion, **Carrie Megan** will give instruction on creating botanically accurate drawings. Through guided instruction and class demonstrations, learn how to use specific tools and techniques to create botanical portraits in graphite.

*So sharpen up those pencils and get ready to draw!  
All abilities are welcome!*

**5 Mondays: Oct. 1, 15, 22, 29; Nov. 5**  
**9:30 a.m. – 12:30 p.m.**

**BAC 13 121**

Members \$225 / Non-Members \$275

### Putting Perspective into Your Art

In this skill-building seminar with **Carol Ann Morley**, heighten your artist's eye by learning how to analyze shapes and bring correct perspective to your compositions. Through a series of graphite exercises, practice using graphite to bring shape and form into your art.

**3 days: Saturday, Nov. 10 – Monday, Nov. 12**  
**9:30 a.m. – 3:30 p.m.**

**BAC 13 134**

Members \$250 / Non-Members \$300

### Celebrating the Season

Taking your inspiration from the foliage and fruits of the season, compose a pen and wash painting suitable for your holiday and note cards. **Sarah Roche** leads you through the process and helps you get your art work ready for reproduction.

**2 mornings: Tuesday, Nov. 27 and Thursday, Nov. 29**  
**9:30 a.m. – 12:30 p.m.**      **Non-CBA credit**

**BAC 13 075**

Members \$70 / Non-Members \$90

### ON LOCATION: The Kampong

National Tropical Botanical Garden  
Coconut Grove, Florida

Join **Sarah Roche** for 3 days of botanical art.  
See page 10 for more details.



## Pen & Ink Applied



© Carol Ann Morley

**Carol Ann Morley** reviews the Crowquille pen's basic techniques, methods of inking a drawing from start to finish, and creating texture and tone using stipple and cross-hatch. Then apply these techniques through a series of carefully planned exercises using plant subjects.

Some drawing skill advised.

*Also a great way to polish up your dip pen skills!*

**3 days: Wednesday, Jan. 2 – Friday, Jan. 4**  
**9:30 a.m. – 3:30 p.m.**      **(Snow Date: Saturday, Jan. 5) BAC 13 144**

Members \$250 / Non-Members \$300

### Colored Pencil I: Fundamentals

Make the versatile medium of colored pencils work for you. With **Carol Ann Morley** learn techniques to create texture and fine details, to mix color hues to create shadows, to make colors recede and advance, and to create harmony and contrast. The pigments in colored pencils are translucent and can be applied in multiple delicate washes in much the same way as watercolors.

This class is the prerequisite for more advanced colored pencil courses.

*All levels of students welcome.*

**3 days: Wednesday, Jan. 9 – Friday, Jan. 11**  
**9:30 a.m. – 3:30 p.m.**      **(Snow Date: Saturday, Jan. 12) BAC 13 142**

Members \$250 / Non-Members \$300

### Go with the Flow: Italic Handwriting

Join artist and calligrapher **Linda Oliver** in this five week course to learn the art and technique of beautiful Italic calligraphy. Explore the shape, spacing and flow of letters and words in pencil, moving on to pen & ink. Also address basic composition, from creating simple verse (e.g., for greeting cards), to the placement of title and adding your signature on artwork.

*to see takes time*

*Italic*

*Designed with the calligraphy beginner in mind.*

**5 Friday afternoons: Jan. 25; Feb. 1, 8, 15; March 1**  
**1:00 p.m. – 4:00 p.m.**      **(Snow Date: March 8) BAC 13 122**

Members \$225 / Non-Members \$275

## New England Flora 2013



Find a natural habitat close to your home and learn how to identify flowers, ferns, shrubs and trees. Follow these plants through the growing season with **Carol Govan**. Expand your creative botanical art and illustration skills through the close study of natural plant communities and seasonal changes. Between meetings, study independently and create accurate illustrations of your habitat. Gathering data in the field to identify plants helps you render them faster with greater accuracy. Experiment with different media.

**7 days: Mon., Feb. 4, 11 and**

**Wed., April 10; May 15; June 12; July 17; Sept. 4**

**9:30 a.m. – 2:30 p.m.**

**BAC 13 211**

Members \$360 / Non-Members \$450

## Going Nuts!

### Rendering Nuts, Seeds and Pods in Graphite

Don't let the folds of a walnut or the cap of an acorn drive you crazy! Using nuts, seeds and pods of your choice, **Carrie Megan** will teach you how to render their intricate textures and forms. In addition to learning how to use different lead densities to create realistic illustrations, the class will also look at how to develop a pleasing composition for a final drawing suitable to hang!

**5 Mondays: Feb. 25; March 4, 11, 25; April 1**

**9:30 a.m. – 12:30 p.m. (Snow Date: April 8)**

**BAC 13 137**

Members \$225 / Non-Members \$275



© Carrie Megan

## Scientific Botanical Illustration — Begonias



© Suellen Perold

Under the guidance of **Jeanne Kunze**, use traditional dip and technical pens to create weighted, broken, hatch, and crosshatch line work as well as stipple to illustrate live begonias — their wide range of plant habit, varied leaf shapes, flowers and textures. Microscopes and other magnification devices will aid you in accomplishing an informative, precise, and aesthetically pleasing illustration.

*Prerequisite: Pen & Ink I or Calligraphy, including Pen & Ink Applied and Italic Calligraphy, both offered this academic year.*

**5 Saturdays: March 9, 16, 23, 30; April 6**

**9:30 a.m. – 12:30 p.m. (Snow Date: April 27)**

**BAC 13 213**

Members \$250 / Non-Members \$300

## A Leaf Out of My Book

### Leaf Forms with Helen Allen



Spring is a wonderful and vibrant time of year. Buds are bursting and leaves are unfolding and springing to life. Along with **Helen Allen**, who loves teaching artists about leaves, look carefully at a small range of leaves and study their characteristics, analyze their colors and describe their surface textures. Finally, choose one leaf and describe it fully in graphite and watercolor.

**3 days: Saturday, April 13 – Monday, April 15**

**9:30 a.m. – 3:30 p.m.**

**BAC 13 149 / BAC 13 249**

Members \$395 / Non-Members \$495

## Extreme Lumps and Bumps

Renowned British botanical artist and teacher **Helen Allen** leads this up-close focus of the surfaces and textures of leaves. Enjoy understanding leaf surfaces and creating the illusion of lumps and bumps in watercolor.

**1 day: Wednesday, April 17**

**9:30 a.m. – 3:30 p.m.**

**Non-CBA credit**

**BAC 13 150X**

Members \$135 / Non-Members \$170

## Succulents in Spring: Creating Plant Portraits in Graphite

Through the observation of the unusual forms of various succulent species, **Carrie Megan** will help you to see the sculptural structure of these unique plants. Carrie will help you get comfortable with your leads and create artistic compositions, using succulent specimens. For artists of intermediate/advanced skill level.

**5 Mondays: April 22, 29; May 6, 13, 20**

**9:30 a.m. – 12:30 p.m.**

**BAC 13 237**

Members \$225 / Non-Members \$275

## A Spring Palette: A Studio Focus

Using the flowers of spring as your inspiration, learn how to mix the colors in your palette to match their fresh vibrancy. This four week class with **Sarah Roche** will focus on color mixing and matching, so that you will produce a lively, balanced composition with an understanding of the colors that you mix to record your chosen subject.

**4 Thursdays: April 25; May 2, 9, 16**

**9:30 a.m. – 12:30 p.m.**

**BAC 13 104 / BAC 13 204**

Members \$150 / Non-Members \$200

## Leaves 101: A Studio Focus



Go back to basics and focus on leaves. How can you make them bend realistically? Where does the light fall? How do you paint veins?

In this four session class with **Sarah Roche** address these challenges, going back to the elements of good leaf drawing and building on this knowledge to produce realistic watercolor renderings.

**4 Tuesdays: April 23, 30; May 7, 14**  
**9:30 a.m. – 12:30 p.m. BAC 13 103 / BAC 13 203**

© Joyce Westner

Members \$150 / Non-Members \$200

## Realizing the Color:

### Colored Pencil Intermediate

Ramp your colored pencil skills up a notch under the guidance of award-winning artist **Deborah L. Friedman** as you capture on paper the flowers and foliage of late spring. Develop study pages focusing on rich and varied colors, shapes, and forms. Then translate your notes into a compelling composition using Deborah's techniques for multiple layers of colored pencil to create the detail and color intensity necessary for botanical art infused with realism.

*Prerequisite: For artists with basic drawing skill and who have taken Colored Pencil I: Fundamentals offered this academic year or with equivalent colored pencil experience.*

**5 Thursdays: May 23, 30; June 6, 13, 20**  
**9:30 a.m. – 12:30 p.m. BAC 13 244**

Members \$225 / Non-Members \$275

## Half-Day Finishing Studios with Sarah Roche

September 25	1:00 p.m. – 4:00 p.m.	BAC 13 087
October 23	1:00 p.m. – 4:00 p.m.	BAC 13 088
November 13	1:00 p.m. – 4:00 p.m.	BAC 13 089
December 4	9:30 a.m. – 12:30 p.m.	BAC 13 090
January 29	1:00 p.m. – 4:00 p.m.	BAC 13 091
February 26	1:00 p.m. – 4:00 p.m.	BAC 13 092
March 26	1:00 p.m. – 4:00 p.m.	BAC 13 093
April 23	1:00 p.m. – 4:00 p.m.	BAC 13 094
May 14	1:00 p.m. – 4:00 p.m.	BAC 13 095

Future Studio dates to be announced.

Fee for each studio: Members \$30 / Non-Members \$40



© Kathy Folino

## ESPECIALLY FOR BEGINNERS

### Plant Painting for the Petrified\* (\* with a bit of drawing too)

In this relaxed, informative seminar with plenty of helpful demonstrations, you will work towards developing your drawing and painting skills. **Sarah Roche** encourages your observational skills to grow as you experiment with line drawings and the accurate representations of botanical forms. Leap into watercolor painting as Sarah guides you through a series of fun beginning botanical watercolor exercises.

*Get started painting! All abilities welcome.*

Please bring to the first class: 9x12 sketch paper, HB (No. 2) pencils, and white plastic eraser. Sarah will discuss brushes, palettes, and watercolor papers necessary for classes 2 and 3. Splodges of paint will be provided.

There will be a short "elevenses" break, so please remember to bring your morning snack/lunch.

**3 Wednesdays: April 24; May 1, 8**  
**9:30 a.m. – 1:30 p.m. BAC 13 010**

Members \$125 / Non-Members \$150

## Keeping Your Focus

### An Independent Study Studio

Under the guidance of **Sarah Roche** define and implement a plan for your independent study project as well as set short term goals and long term objectives. Each month bring in your independent work for critique and studio time. Through class discussions and group analysis, learn to assess others' work critically and constructively for a successful presentation of a chosen subject. Sarah and your CBA peers will help you find ways to work through challenges and temporary obstacles before you go off for another month of independent study.

**7 Tuesdays: Sept. 18; Oct. 9; Nov. 6; Dec. 4;**  
**Jan. TBD (individual meetings); Feb. 12; March 19**  
**1:00 p.m. – 4:00 p.m. BAC 13 350**

Open only to CBA Candidates \$175  
Required for CBA – 180 days to complete.

## CERTIFICATE IN BOTANICAL ART AND ILLUSTRATION

Building on a long tradition of making a difference with plants for the College and Community, Friends of Wellesley College Botanic Gardens (WCBG Friends) offers a Certificate in Botanical Art and Illustration (CBA) — bringing together fine art and scientific accuracy in an integrated course of study set in the Wellesley College Botanic Gardens. Using three levels of study – Foundations, Techniques and Accomplishments – the CBA curriculum offers a concentrated study in the traditions, techniques, history, and botany associated with classical botanical art and illustration. Anyone is welcome to enroll in courses below the Accomplishments level without entering the Certificate program, provided they meet the prerequisites for each course.

*Although housed in the Wellesley College Botanic Gardens,  
WCBG Friends and associated programming are  
wholly independent from the Wellesley College curriculum.*

*Enrollment in the CBA program does not imply recognition by or admission  
to Wellesley College, and the completion of WCBG Friends classes  
and/or workshops does not result in Wellesley College credits.*

For more information about the CBA, including an application form, contact WCBG Friends 781-283-3094 [wcbgfriends@wellesley.edu](mailto:wcbgfriends@wellesley.edu)

### PROGRAMS AND CLASSES INFORMATION

**Advance Registration:** Registration is accepted on a first-come, first-served basis upon receipt of payment. Register early to ensure your place in a desired class. A separate, fully-completed form must be submitted for each person registering for a program.

We regret that we cannot accept credit cards for program registration. We accept cash or checks made payable to WCBG Friends. We require separate checks for membership and program registration.

If registration numbers are insufficient, WCBG Friends reserves the right to cancel a program. In this case, a full refund will be issued.

**Confirmations:** If you require a confirmation, please supply us with an email address or contact the Friends office at 781-283-3094 ext. 4. Confirmations for program registrations are mailed only if the attendees require special instructions (for instance, materials lists).

**Weather Cancellations:** Cancellations due to inclement weather are announced by recorded message at 781-283-3094. If you think that your program may be cancelled, please call the Friends at this number and/or check your email.

**Member Discount:** WCBG Friends Members receive a discount on all programs, courses and trips sponsored by WCBG Friends.

**Parking for Classes:** During the academic year when the College is in session, parking on campus is restricted. Use of the Davis Parking Garage or car pooling from off campus is strongly encouraged. All other parking is restricted to Wellesley College's Gray Lot adjacent to the Science Center.

At the first session of your class, please stop at the Friends office for a parking pass which will identify your car to Campus Police.

For directions to Wellesley College, go to <http://www.wellesley.edu/CampusMaps>.

**Refund Policy:** We regret that no refunds or credits can be given for class cancellations less than one week prior to the start of the class or for classes you have not attended. Special cancellation policies apply to overnight trips.

Prior to the program's start date, registration fees are refundable less a processing fee as follows:

- more than 30 days: the processing fee is the greater of \$15 or 10% of program fee
- 30 to 8 days: the processing fee is the greater of \$15 or 15% of program fee
- 7 days or less: the registration fee is non-refundable and non-exchangeable

NAME: \_\_\_\_\_

ADDRESS: \_\_\_\_\_

PHONE: Home: \_\_\_\_\_ Work / Cell: \_\_\_\_\_

EMAIL: \_\_\_\_\_

If applicable, Wellesley College Class \_\_\_\_\_ CBA student? \_\_\_\_\_  
\_\_\_\_\_ I would like information on volunteering at WCBG Friends.

Mail this completed form and your payment to:

Friends of Wellesley College Botanic Gardens  
106 Central Street, Wellesley, MA 02481-8203

### COURSE REGISTRATION

See programs and classes information and cancellation policy

Course ID#	Class title	Fee
_____	_____	_____
_____	_____	_____
_____	_____	_____

SEPARATE CHECK FOR PROGRAM FEES \$ \_\_\_\_\_

made payable to: *Friends of Wellesley College Botanic Gardens*  
WCBG Friends cannot accept credit cards for course fees. Checks or cash only please.

### MEMBERSHIP IN WCBG Friends

(for the academic year July 2012-June 2013)

Membership Gift Payment Type (circle one):

CHECK or MASTERCARD VISA AMEX

Account number: \_\_\_\_\_

Exp. date: Month: \_\_\_\_\_ Year: \_\_\_\_\_

or SEPARATE CHECK FOR MEMBERSHIP

GIFT made payable to: *Friends of Wellesley College Botanic Gardens*

My membership gift for the current academic year \$ \_\_\_\_\_

#### MEMBERSHIP LEVELS

Patrons:	
Durant Society	\$2500+
Alum (6-10 years out)	\$1000
Alum (1-5 years out)	\$500
Benefactor:	\$1000
Supporter:	\$500
Donor:	\$250
Sponsor	\$100
Contributor:	\$50
Alum (1-5 years out):	\$15

### LOGO ITEMS FOR SALE -- see web site for details

WCBG Mugs \_\_\_\_\_ Pair(s) of mugs at \$15 = \$ \_\_\_\_\_

WCBG Recycled Fleece Vest \_\_\_\_\_ at \$40 each = \$ \_\_\_\_\_

\_\_\_\_\_ Women's Medium \_\_\_\_\_ Men's Medium

\_\_\_\_\_ Women's Large \_\_\_\_\_ Men's Large

\_\_\_\_\_ Women's X-Large \_\_\_\_\_ Men's X-Large

Shipping / Handling at \$5 for each vest, pair of mugs = \$ \_\_\_\_\_

SEPARATE CHECK FOR LOGO ITEMS TOTAL = \$ \_\_\_\_\_

made payable to: *Friends of Wellesley College Botanic Gardens*

WCBG Friends cannot accept credit cards for merchandise. Checks or cash only please.

## ENRICH YOUR LIFE with Plants and Art



YES ... you can create beautiful botanicals like this! Make this your year to begin the journey.

Get-started courses such as:

- *Foundations of Botanical Drawing and Painting*
- *Learning Botany by Drawing*
- *Graphite Fundamentals*

help you to:

- express your creativity
- build your artistic skills
- explore your love of plants
- make new friends

Unwind in the serene atmosphere of our Botanic Gardens.

You'll be amazed at what you can achieve and the enrichment botanical art brings to your life.

See pages 14-22 for details.  
Contact us at 781-283-3094  
[wcbgfriends@wellesley.edu](mailto:wcbgfriends@wellesley.edu)

## VOLUNTEER with the Friends

Share your love of nature and gardens with others by becoming a tour leader for the greenhouses and outdoor gardens.

Free training sessions are held Fridays 9:30 a.m. – 12:00 noon on  
Nov. 30; Dec. 7, 14;

Jan. 25; Feb. 1, 8; May 3, 10, 17.

Pre-registration is required.

For more information, contact us!

Non Profit Org  
U S Postage  
PAID  
Boston MA  
Permit No 12548

**Friends of Wellesley College Botanic Gardens**

Science Center

106 Central Street

Wellesley, MA 02481-8203